




Isolation Transformers

For Analog Devices ADuM347x Quad-Channel Digital Isolators



- Developed to work with Analog Devices ADuM347x quad-channel, digital isolators with integrated PWM controller and transformer driver
- Power rating: 2 Watts
- Designed to meet UL/CSA/IEC 60950-1 and 62638-1 Basic Insulation with 1.5 mm creepage and clearance.

Core material Ferrite
Terminations Tin-silver over tin over nickel over phos bronze
Isolation 2500 Vrms primary to secondary; 500 Vrms winding to core
Weight 0.95 – 0.98 g
Ambient temperature –40°C to +125°C
Storage temperature Component: –40°C to +125°C. Tape and reel packaging: –40°C to +80°C
Resistance to soldering heat Max three 40 second reflows at +260°C, parts cooled to room temperature between cycles
Moisture Sensitivity Level (MSL) 1 (unlimited floor life at <30°C / 85% relative humidity)
Failures in Time (FIT) / Mean Time Between Failures (MTBF) 38 per billion hours / 26,315,789 hours, calculated per Telcordia SR-332
Packaging 600/13" reel; Plastic tape: 24 mm wide, 0.37 mm thick, 16 mm pocket spacing, 6.1 mm pocket depth
PCB washing Tested with pure water or alcohol only. For other solvents, see Doc787_PCB_Washing.pdf

Part number ¹	Inductance ² min (µH)	Turns ratio	Pri / output voltages				DCR max (Ohms) ³		Leakage inductance ⁴ max (µH)	Volt-time product ⁵ (V-µsec)
			pri	output (pin8)	output (pins 6 & 7)	output (pin 5)	pri	sec		
JA4631-BL_	63.75	1 : 2	5 V	+3.3 to +5 V	0 V	No output	0.095	0.190	0.460	17.6
JA4650-BL_	63.75	1 : 3	5 V	+12 to +15 V	+6 to +7.5 V	0 V	0.122	0.260	0.660	17.6
KA4976-AL_	63.75	1 : 5	5 V	+12 to +15 V	0 V	-12 to -15 V	0.095	1.17	0.515	17.6

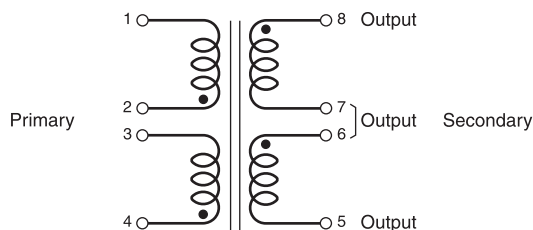
1. When ordering, please specify a **packaging** code:

JA4631-BLD

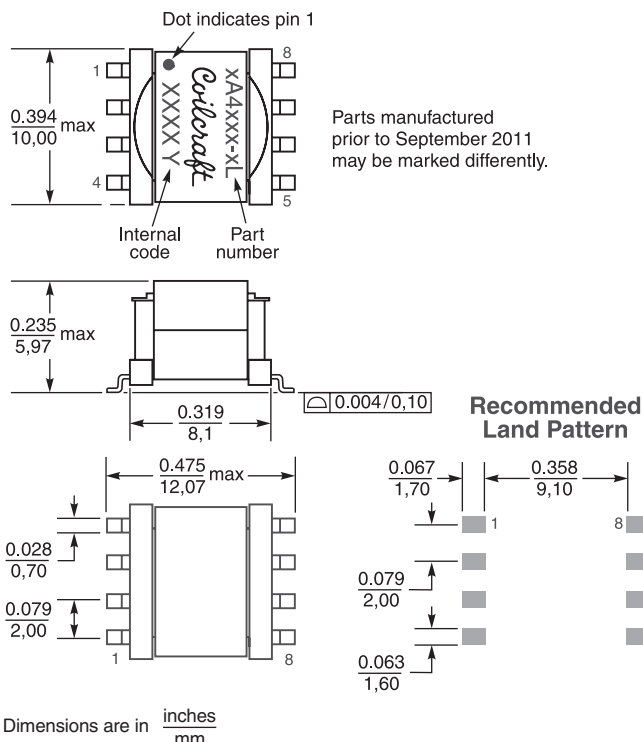
Packaging: D = 13" machine ready reel. EIA-481 embossed plastic tape (600 per full reel). Quantities less than full reel available: in tape (not machine ready) or with leader and trailer (\$25 charge).

B = Less than full reel. In an effort to simplify our part numbering system, Coilcraft is eliminating the need for multiple packaging codes. When ordering, simply change the last letter of your part number from B to C.

- Inductance is for the primary, measured from pins 4-3 at 1 kHz, 0.1 Vrms.
 - DCR is for each winding of the primary and secondary.
 - Leakage inductance is for the primary windings, measured from pins 1-4 with all secondary windings shorted.
 - Based on Bs_{at} of the core at 25°C and the number of turns on winding 4-3.
 - Electrical specifications at 25°C.
- Refer to Doc 362 "Soldering Surface Mount Components" before soldering.



Primary windings and secondary windings to be connected in series on the PC board.



Analog Devices is a trademark of Analog Devices, Inc.



US +1-847-639-6400 sales@coilcraft.com
UK +44-1236-730595 sales@coilcraft-europe.com
Taiwan +886-2-2264 3646 sales@coilcraft.com.tw
China +86-21-6218 8074 sales@coilcraft.com.cn
Singapore + 65-6484 8412 sales@coilcraft.com.sg

Document 888 Revised 12/04/20
 © Coilcraft Inc. 2020
 This product may not be used in medical or high risk applications without prior Coilcraft approval. Specification subject to change without notice. Please check web site for latest information.